

REGULATIONS

ARCHITECTURE & DECORATION RULES

1/13

The SIAL 2026 "Architecture Regulations" include a list of presentation and layout standards for stands which has been drawn up to ensure that the exhibition runs smoothly and that people are able to visit in optimum comfort.

These standards include the customary safety rules applicable to trade shows, fairs and exhibitions. All stand layouts and decorations must comply with the "Architecture Regulations".

In all cases, before construction, each proposed stand must be submitted to the SIAL's Architecture Department which is responsible for deciding whether an exhibitor may be granted authorisation to set up a stand at the site. Any proposals for stands which are not in compliance with the regulations will be refused. Furthermore, any stand erected without the permission of the Architecture Department may be dismantled and the costs borne by the exhibitor.

SIAL's Architecture Department
DECOPLUS
8, rue Témar
78100 Saint-Germain-en-Laye - France
Tel.: +33 (0)9 67 78 93 85
E-mail: sialarchi@free.fr

1 IF YOU HAVE A BARE STAND

Stand layout proposals must be emailed to the SIAL's Architecture Department by 31 July 2026.

You must include:

1. A "top view" plan with details of scales, dimensions and locations of setbacks (partition wall + aisles)
2. A "section" drawing with details of scales, dimensions and heights of proposed volumes
3. 3D views

In return, you will receive the layout form that you must fill in, sign and then return to have your application definitively approved

2 IF YOU HAVE A FITTED STAND

If you make any changes or add any features to the stand provided by the organiser, you must send the plans back to us to have them approved, together with the layout form referenced in the "1/if you have a bare stand" paragraph.

IMPORTANT AND MANDATORY

Failure to comply with the architecture rules and / or non-management of the waste resulting from stand assembly and dismantling will incur the following penalties:

Your questions	Our answers
If I erect my stand in a way that is not in compliance with the architecture rules, what happens?	<p>Mandatory: you must have your stand layout approved by the SIAL's Architecture Department before 31 July.</p> <p>NOTE: Any layouts that differ from the one approved by the architecture department beforehand that are not in compliance with the rules at the time of assembly will incur penalties.</p> <p>In the event of non-compliance, a penalty invoice will be issued for € 350.00 excl. VAT/sqm.</p>
I have paid to have my assembly / dismantling rubbish removed. How is the waste pick-up organised?	Cleaning teams will pass through the stands at regular intervals and will remove any rubbish during the official assembly / dismantling times.
I have not paid to have my rubbish removed – I have signed a sworn statement whereby I undertake to pick up and remove my rubbish during the assembly / dismantling period.	This sworn statement should be sent for final approval
If I do not pay to have my rubbish taken away or if I do not return my sworn rubbish management statement before September 4, what happens?	<p>I will receive an automatic invoice for:</p> <ul style="list-style-type: none"> - Stand from 24.00 to 49.99 sqm: € 500.00 excluding VAT - Stand from 50.00 to 119.99 sqm: € 1 000.00 excluding VAT - Stand from 120.00 to 199.99 sqm: € 1 500.00 excluding VAT - Stand from 200.00 to 499.99 sqm: € 2 500.00 excluding VAT - Stand > or = 500.00 sqm: € 5 000.00 excluding VAT
If I fail to pick up and remove my rubbish during the assembly / dismantling period although I have signed a sworn statement, what happens?	<p>You will automatically receive an invoice, based on your stand's surface area:</p> <ul style="list-style-type: none"> - € 2 500.00 excl. VAT/sqm. - € 80.00 excluding VAT/sqm of stand.
What type of rubbish are we talking about?	All rubbish generated by your stand when it is assembled / dismantled (carpet, partitions, etc.) and while the exhibition is running (product packaging boxes, samples, brochures, etc.).
Do I need to conduct an inventory upon exit?	<p>Yes, this is mandatory and should be carried out once the decorator has left and in the presence of the organiser. If a contradictory inventory is not conducted, an automatic invoice will be sent based on the stand's surface area</p> <ul style="list-style-type: none"> Fixed penalty: € 2 500.00 excluding VAT - € 80.00 excluding VAT/sqm of stand
Who signs the standard layout proposal?	The exhibitor or the decorator.

CONTENTS**TECHNICAL SPECIFICATIONS****HALL SPECIFICATIONS**

- 1/ Location of SIAL 2026
- 2/ Access to the Halls
- 3/ Floors, walls and pillars in the Halls
- 4/ Smoke extraction controls and fixed fire points
- 5/ Fire points (hoses)
- 6/ Fluid distribution conduits
- 7/ Damage
- 8/ Aisles
- 9/ Suspended items
- 10/ Vehicles under halls

STAND DESIGN REGULATIONS**HEIGHT OF STANDS, CLEARANCE LIMITS AND OPENINGS ONTO AISLES**

- 11/ Height limits
- 12/ Openings onto aisles
- 13/ Clearance limits
- 14/ Re-used stands

SIGNAGE

- 15/ Structure
- 16/ Anchored balloons
- 17/ Sound systems and illuminated signs
- 18/ TV screens (and video walls)

PLATFORMS AND CEILINGS

- 19/ Platforms
- 20/ Ceilings
- 21/ Accessibility for Persons of Reduced Mobility (PRM)

DOUBLE-DECKER STANDS

- 22/ Certificate of conformity to safety standards
- 23/ Surface area
- 24/ Weight limits
- 25/ Stairs
- 26/ Fire prevention
- 27/ Ceilings

KITCHENS / FOOD SAMPLING

- 28/ Food sampling
- 29/ Cooking on the stands

TECHNICAL SPECIFICATION

HALL SPECIFICATIONS

1. Location of SIAL Paris 2026

SIAL will take place in Halls 1-2-3-4-4B-5A-5B-5C-6-6B-7 and 8 at the Paris-Nord Villepinte Exhibition Centre from 17 to 21 October 2026.

Hall 4B-5C-6B is provisional please refer to their specific regulation.

2. Access to the Halls

The Halls are all on ground level. Access to the Halls is provided at ground level by numerous side doors. Vehicles are not allowed to enter the Halls. Car parks next to each of the Halls are available to fitters during exhibition set-up and dismantling.

3. Floors, walls and pillars in the Halls

Floors, walls and pillars are either made of concrete or enamelled metal or clad with wood panelling. It is forbidden to drill, cut or otherwise deface these surfaces, nor may they be painted.

Some pillars have technical order and safety casings that must always remain in sight and accessible.

Cladding of the pillars are up to **3,00 m high**, pillars of Halls 7 and 8 are not cladded.

They can be used in their entirety to hang signs or decorative elements. Elements that are fixed with staple should be removed at the end of the show by the exhibitor and staples removed from the cladding. If not, the refurbishment will be at the charge of the exhibitor.

4. Smoke extraction controls and fixed fire points

Smoke extraction controls or fire extinguishers are mounted on the side panelling or on pillars and are indicated on the plans. Fire hoses and extinguishers on certain poles (marked by a triangle) are shown on the schemas. They must be cut away to accommodate these facilities, as shown on the drawings below. The intercoms must always remain accessible. Signs pointing out these facilities must always be visible.

5. Fire points (hoses)

Fire hoses are located on the pillars either in the middle or at the edge of the stand. They must be left completely clear as shown in the Fire Safety Regulation.

6. Fluid distribution conduits

The distribution of fluids in the Halls is provided by a series of conduits. The conduits are enclosed by cast iron plates which cannot be moved. Only the Exhibition Centre operating company is entitled to use these conduits and hatches.

7. Damage

Exhibitors shall be held responsible for any damage which they or their appointed contractors may cause to the building during transport, installation or removal of their equipment.

8. Aisles

Exhibitors must not obstruct aisles with pipes, cables or decorations either at ground level or above ground. However, pipes and cables which meet the requirements of SIAL or the Safety Department may be installed over stand areas if necessary.

9. Suspended items

Items suspended from the framework of the Halls are installed by the Exhibition Centre's Technical Department. For others suspension (suspended after the slings) please take note of the new safety specification in force in the Exhibition Centre of Paris Nord Villepinte in the HANGING & OVERHEAD POWER SUPPLY, TRUSSES AND LIGHTS section in the USEFUL INFORMATIONS category of this guide.

Installations	Total load and height (h)	Inspection body		
		BC	TC**	INST ***
Repetitive rigging points	< 1000 kg and h < 3.50 m			
	< 1000 kg and h < 5.50 m		X	
	> 1000 kg	X		
Non-repetitive rigging points	Regardless of the total load or height	X		

* Inspection office (BC): person or body that is accredited either by the Ministry for the Interior.

** Competent technician (TC): a competent technician is a person with professional experience or certified training in the area of assembly and inspection of dismantlable assemblies.

*** Installer (INST): a person who sets up a stand for the exhibitor or the exhibitor him- or herself.

10. Vehicles under halls

Motor vehicles and trailers used for stands welcoming the public are prohibited in the halls.




ARCHITECTURAL REGULATIONS

STAND HEIGHTS, SETBACKS AND OPENINGS ONTO AISLES

The way in which the stands are built must take the following heights and setbacks into account
No agreement between neighbouring stands that violate these regulations will be authorised.

11. Construction heights

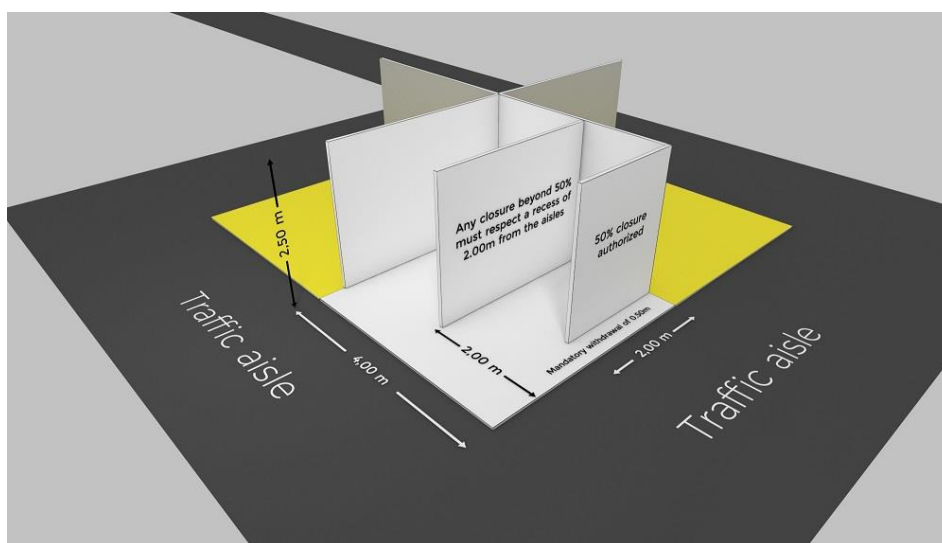
- Partition walls should be set back 0.50 m relative to the aisles and should not exceed a maximum authorised height of 2.50 m from the building floor.
- Maximum construction height of 5.00 m from the building floor.



12. Openings onto aisles

Each façade that looks out onto an aisle must open by at least 50%, up to a maximum of 6 m continuously.

Each opening that looks out onto an aisle must have a passageway of at least 2.50 m around it (green plants, windows, mid-height partitions or anything else are not authorised). Any closures above 50% must leave a setback of 2.00 m from the aisles



REGULATIONS

ARCHITECTURE & DECORATION RULES

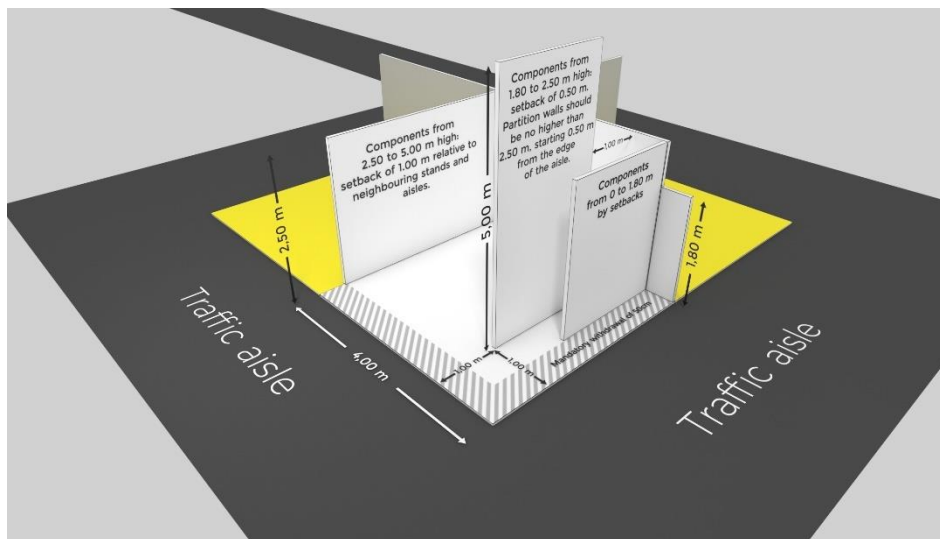
6/13

13. Recesses

The way in which the stands are built must take the following requirements into account:

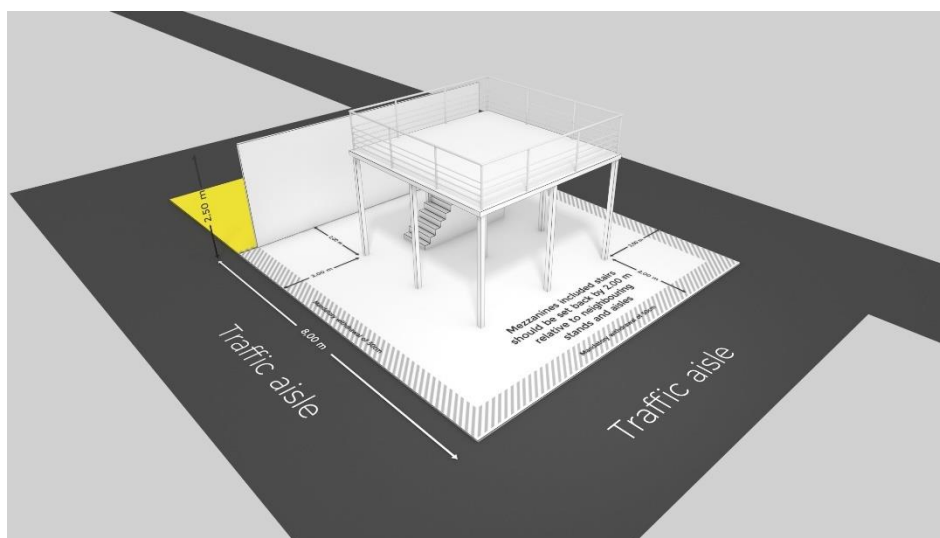
Setbacks relative to the aisles and neighbouring stands:

- Components from 0 to 1.80 m by setbacks
- Components from 1.80 to 2.50 m high: setback of 0.50 m. Partition walls should be no higher than 2.50 m, starting 0.50 m from the edge of the aisle.
- Components from 2.50 to 5.00 m high: setback of 1.00 m relative to neighbouring stands and aisles.



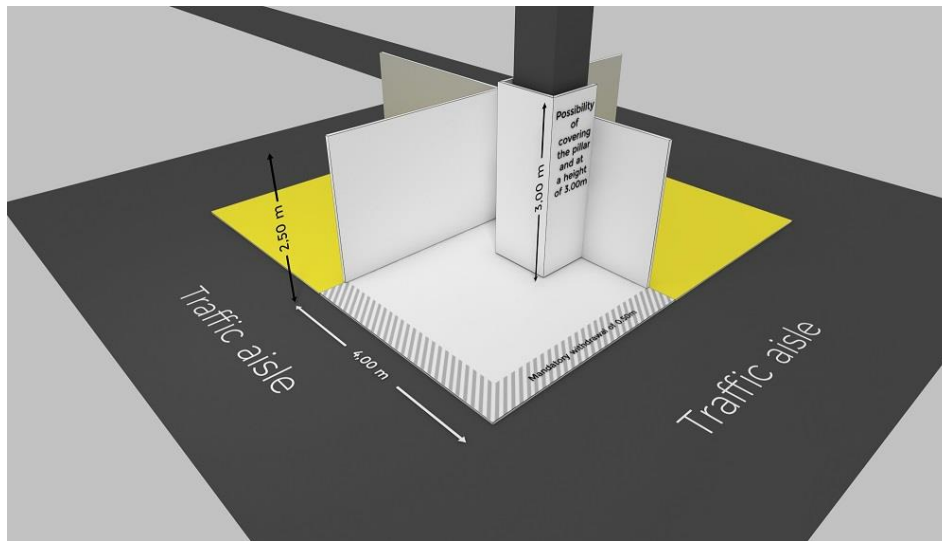
NOTE : Mezzanines included stairs should be set back by 2.00 m relative to neighbouring stands and aisles.

For solid horizontal components such as intermediate floors and full ceilings, the setback should be 2.00 m relative to the partition walls to leave a minimum distance of 4.00 m between multi-level stands or full ceilings. Banners should not be more than 2.50 m above the floor. If banners need to accommodate signs or acronyms that are higher than 2.50 m, they should adhere to the requested setback, particularly in terms of partition walls.



Stand with a hall column

- Hall columns (with or without fire hose reels) located within stands can be decorated up to **3.00 m along their heights**. Signage can be affixed to them, ensuring that the required setbacks are respected. The fire hose reel must remain accessible on the façade and on the sides, across a 1.00 m perimeter.
- Columns which straddle a given stand and an aisle can be decorated up to 3.00 m along their heights with signage. However, spotlights may not be fitted to columns on stands which open out on to security aisles.

**14. Reused stands**

These are subject to the SIAL's "Architecture Rules", in the same way as newly built stands are. They must comply with height and setback requirements.



We would like to remind all participating exhibitors to strictly adhere to these regulations in order to ensure consistency and harmony within each building block/area, particularly when several different contractors are working on the same area. Only similar layouts between each co-exhibitor will be permitted (identical partition height, signage). No "agreements" between contractors will be accepted as grounds for any exceptions. The architectural regulations must be followed in their entirety.

REGULATIONS

ARCHITECTURE & DECORATION RULES

8/13

SIGNAGE

15. Structure

- By "signal", the organisers mean any kind of openwork superstructure to which a label or the exhibitor's illuminated acronym can be affixed.

Their height must not exceed 5.00 m, in compliance with the requested setbacks.

- Only VIPARIS' services are authorised to carry out any work on the hall's framework.
 - Hanging from points based on a 3.00 m x 3.00 m framework.
 - Authorised weight: 80 kg per point when all points are used.
 - Contact VIPARIS for weights more than 80 kg.
- Attachment points may be authorised at 5.50 m, and **no dispensation will be granted.**
- Self-supporting structures must be set back by at least 1.00 m from neighbouring stands and aisles.

IMPORTANT

For others suspension (suspended after the slings) please take note of the new safety specification in force in the Exhibition Centre of Paris Nord Villepinte in the HANGING & OVERHEAD POWER SUPPLY, TRUSSES AND LIGHTS section in the USEFUL INFORMATIONS category of this guide.



Installations	Total load and height (h)	Inspection body		
		BC	TC**	INST ***
Repetitive rigging points	< 1000 kg and h < 3.50 m			X
	< 1000 kg and h < 5.50 m		X	
	> 1000 kg	X		
Non-repetitive rigging points	Regardless of the total load or height	X		

* Inspection office (BC): person or body that is accredited either by the Ministry for the Interior.

** Competent technician (TC): a competent technician is a person with professional experience or certified training in the area of assembly and inspection of dismantlable assemblies.

*** Installer (INST): a person who sets up a stand for the exhibitor or the exhibitor him- or herself.

SOCOTEC

Mr Patrick PEIRERA

Tel.: + 33 (0)1 45 18 21 90

Tel.: +33 (0)6 08 12 08 21

E-mail: patrick.pereira@socotec.com

16. Anchored balloons

Balloons inflated with a gas non inflammable lighter than air, used as signs, must not exceed the prescribed height and clearance limits. Anchoring ties must be maintained at a constant length. Failure to comply with this requirement will give SIAL the right to remove them.

17. Sound systems and illuminated signs

Any advertising using lighting or sound must be submitted to the approval of SIAL, who may withdraw such permission once granted if the item in question causes a nuisance to neighbouring Exhibitors, causes an obstruction or mars the appearance of the exhibition. Flashing signs and the like are not permitted. Illuminated signs are permitted but they must under no circumstances be of an intermittent or flashing nature.

18. TV screens (and video walls)

TV screens making up a video wall up to 5 metres high are regarded as flashing signs and are forbidden unless they are set back from the aisle by 2 metres. The sound level is restricted to 80 dbA.

REGULATIONS

ARCHITECTURE & DECORATION RULES

9/13

PLATFORMS AND CEILINGS

19. Platforms

Stands including platforms or of split-level design (assuming the interior space is not used and the prescribed height limits are observed) must conform to specific guidelines supplied on request.

20. Ceilings and coverings

Generally, full ceilings are prohibited at the SIAL. However, stands may be covered by:

- lattice-style elements made of M0 or M1 materials or at least B.
- alternating elements made of M0 or M1 or at least B materials arranged in the form of a "checkerboard" to create a slightly open ceiling (50%).
- vertical strips made of thin M0 or M1 or at least B materials spaced at least 0.20 m apart.
- horizontal strips made of M0 or M1 or at least B materials, provided they are not more than 1 m wide and are separated by free space at least equal to the width of the strips.
- acoustic wallboard made of M0 or M1 or at least B materials, provided that the openings are equal to 50% of the surface of the boards.
- wide-mesh fabrics that allow only limited resistance to water flow. These fabrics must be at least M0 or M1 or at least B.

21. Accessibility for people with reduced mobility

In compliance with the regulations and with the Exhibitor's Guide for stands with a floor raised by over 2cm, an access ramp is required for people of reduced mobility. These ramps must not encroach on the alleys. The ramps should be at least 0.90 m wide and the slope must be between 2 and 5 %.

DOUBLE-DECKER STANDS

Exhibitors wishing to build a double-decker stand must book the surface of his floor on his exhibitor area by 31st July 2026 at the latest.

22. Certificate of conformity to safety standards

As soon as they have received building permission, Exhibitors should draw up their plans, considering the surface area allocated, and send them to the SIAL Design Department which will confirm its final approval and forward copies to the Safety Department. Detailed plans of both stands and upper levels should therefore be submitted for approval in duplicate. The plans should consider the requirements concerning height and clearance limits contained in Articles 10, 11, 12 and following.

IMPORTANT

For solid horizontal structures such as the floors of upper levels and solid ceilings, there must be a 2-metre clearance from the partitioning in order to leave a distance of at least 4 metres between two adjoining double-decker stands or solid ceilings. Fascia must not extend higher than 2.5 metres above the floor. If a sign or logo exceeding the 2.5 metre limit is to be fixed to the fascia, it must be the prescribed distance from the edges of the stand and dividing partitions.

23. Surface area

300.00 sqm maximum for the upper level itself. Only one upper level per stand is permitted.

24. Weight limits

- 250 Kg/sq.m for upper levels under 50.00 sqm.
- 350 Kg/sq.m for upper levels over 50.00 sqm.

IMPORTANT

Exhibitors shall produce their calculations for their double-decker stand and have them checked during build-up by a registered inspector. The security consultancy DECO PLUS, (sialarchi@free.fr) can provide on request a list of registered inspectors in the Paris area. It is imperative that these documents are presented to the Safety Committee when they inspect the stand to approve the upper level for opening to the public

REGULATIONS

ARCHITECTURE & DECORATION RULES

25. Stairs

Number of staircases per upper level and minimum width:

Careful consideration must be given to the exact position of staircases leading to upper levels, their number and width being dependent on the surface area of such levels:

- Up to 19.00 sqm: 1 x 0.90 meter staircase
- 20.00-50.00 sqm: 2 staircases, one 0.9 meters wide and the other 0.6 meter wide
- 51.00-100.00 sqm: either 2 x 0.90 meter staircases or 2 staircases, one 1.40 meters wide and the other 0.6 meter wide
- 101.00-200.00 sqm: 2 staircases, one 1.40 meters wide and the other 0.90 meter wide
- 201.00-300.00 sqm: 2 x 1.40 meter staircases.

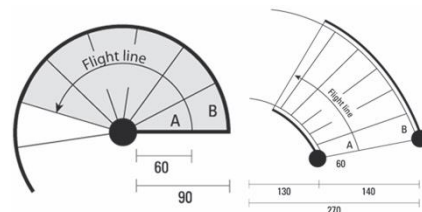
Only staircases whose closest outer uprights are at least 5 meters apart can be considered in the number of exits and stair widths. Exits must be clearly pointed out by a sign bearing the word "Sortie" (exit) in white letters on a green background.

Straight staircases

Straight staircases for public use must be constructed such that the steps comply with the customary regulations, each flight of stairs having no more than 25 steps. As far as possible, the direction of the flights should alternate. The height of the steps must be 13 cm minimum and 17 cm maximum. Steps must be at least 28 cm but not more than 36 cm wide. The relationship between the height and width of steps is governed by the equation $0.60 < 2H + G < 0.64$ m. The steps in one flight must be of uniform height and width, although an exception may be made for the first step. Landings should be the same width as the staircase: in the case of flights not continuing in a different direction, landings should be longer than one metre. Single-width staircases must be fitted with one handrail. Double-width staircases or wider must have one handrail on each side.

Spiral staircases

Standard or additional spiral staircases shall be continuous, with no other landings apart from those serving upper levels. The tread and the height of the steps on the line of flight, 0.6 metre from the newel or central void, shall conform to the regulations mentioned in the previous article. In addition, the outer stair tread must not exceed 0.42 metre. The handrail for single-width staircases must be located on the outside.

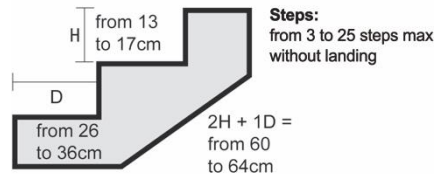


Stairs

- Single-width: $A > 28$ cm / $B < 42$ cm.
- Double-width: $A > 28$ cm / $B < 42$ cm.

Stairs combining straight and spiral elements.

On condition that both the spiral and straight elements conform to the regulations, staircases of this type can be considered as complying with the regulations defined above and, consequently, nothing prevents their being used in establishments open to the public.



Stair railings and banisters

In accordance with French standards NF P 01-012 and NF P 01-013, stair railings must withstand a pressure of 100 kg per linear metre. Protective glass panels must be either reinforced or made of compound glass. So-called "Securit" glass is not permitted.

Minimum heights and maximum openings

Height/thickness ratio (in cm)

Thin guardrail

Heigh	Thickness
> 20	100
25	97,5
30	95
35	92,5
43	90
45	85
50	80
55	75
60 +	70

Thick guardrail

Chosen by you, or solid from top o bottom

Staircases: widths and handrails

Location

Stairs must be located at least 2.00 meter from the stand's common partitioning in order to avoid overlooking the neighbouring stand. When two staircases are necessary, they shall be diametrically opposed.

REGULATIONS

ARCHITECTURE & DECORATION RULES

11/13

26. Fire prevention

Each stand shall be fitted with fire extinguishing facilities, including: one sprayed water extinguisher placed at the bottom of each staircase and a CO2-type extinguisher placed near the electricity switchboard.

If the surface area of the upper level is greater than 50.00 sqm, appropriate additional fire extinguishing facilities shall be constantly ensured by at least one safety officer while the public is present.

27. Ceilings

Upper levels must not be covered with a solid ceiling or canopy.

KITCHENS - FOOD SAMPLING**28. Food sampling**

Tasting alongside the aisles is expressly forbidden.

If the exhibitor intends to provide samples for tasting, this must be done inside the stand.

29. Cooking on the stands

Exhibitors wishing to prepare cooked food on their stands must inform SIAL by 31 July 2024. They must also:

- Take all necessary steps to avoid environmental pollution.
- Conform to the safety standards (particularly with respect to the use of liquid gas (Article 45) and hygiene regulations in force.
- Provide areas where meals can be served out of sight of visitors circulating in the aisles.

You can find the declaration form at www.sialparis.fr, in your EXHIBITORS AREA, under "my forms".

In all kitchens: Cooking appliances used in temporary kitchens installed in exhibition halls must comply with the relevant standards.

- The floor (or table) bearing the cooking appliances must be formed of incombustible material or clad with M0 materials.
- Cooking appliances must be kept at a suitable distance from all combustible materials and installed in such a way to prevent any risk of fire.
- If these devices are located near to a partition wall, M0 cladding must be provided for up to a height of one metre parallel to the device.
- Electricity metres must be at least one metre away from water points.
- Each arrangement must be fitted with one or several fire extinguishers.

All cooking points will be subject to a declaration of power by the exhibitors, which will be made available to the safety commission.

In addition, grease-laden water must be discharged into grease separators before being discharged into the waste water network.

TEMPORARY COOKING APPLIANCES

a) Cooking appliances and facilities for reheating food with a total power rating of **less than 20 kW** per stand are authorised inside the exhibition halls. Nevertheless, the following provisions must be adhered to:

- there must be filter hood above the cooking appliances;
- precautions must be taken to ensure that cooking and / or food reheating appliances do not present any risk to the public;
- appropriate emergency equipment (fire extinguishers) should be installed.

b) Given that exhibitions are temporary events, and in an easing of the articles set forth in the general terms and conditions, cooking and food reheating appliances with a total power rating of **more than 20 kW** are authorised, provided that the following conditions are adhered to:

- flame-proof screens must be installed around the cooking appliances;
 - cooking islands must be at least 4 m apart;
 - -Fume and grease extraction ducts connected to the outside of the halls;
 - they must have hoods, with pipes made of M0 or A2-S1, d0 materials;
 - extraction fans must operate for at least one hour with fumes of 400°C;
 - cooking and heating appliances must have a CE label;
 - Install extinguishing systems appropriate to the risks presented;
- Cooking or heating appliances shown at certain professional shows which discharge steam may be used without filter systems. Appliances which release substances other than steam (greases, etc.) must have household filtering hoods above them, and all combustion equipment must evacuate fumes outside the building.

Temporary kitchens installed outside the main exhibition halls in temporary constructions which have cooking appliances with a total power rating of more than 20 kW must meet the following conditions:

- they must be in constructions at least 3 m away from the exhibition halls and away from the fire brigade access lanes (for halls with sprinkler systems, the temporary kitchens may be adjoining);
- liquid category 1 fuel (with a flashpoint of under 55°C) or gas fuel must not be used;
- they must feature a system for extracting stale air, steam and grease connected to a pipe leading to outside the building;
- a mechanical extraction fan must be used, which should operate for an hour with fumes at 400°C;
- the fan should be connected to the hood via a steel pipe. An emergency device for shutting down the facilities (but not the extractor) should be installed close to the hall's entrance.

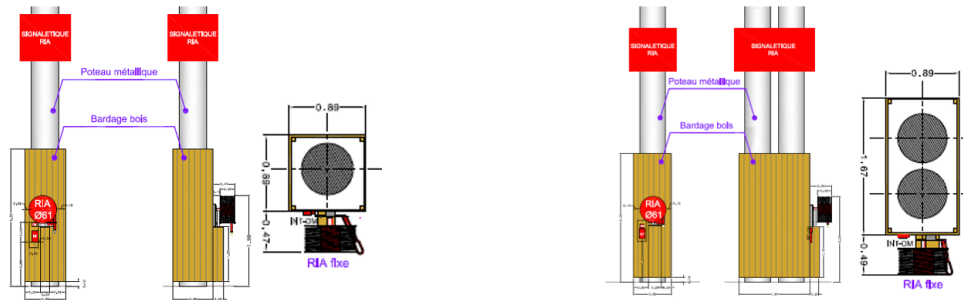
LIQUEFIED GASES

13 kg liquefied butane gas cylinders are permitted inside the halls, with one cylinder per 10 m² and a maximum of 6 per stand; Gas cylinders in use must always be placed out of reach of the public and protected against impact. They will be:

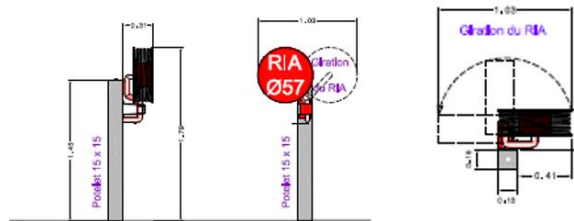
- Placed upright and with the stopcock permanently accessible.
- Either separated from each other by a rigid, non-combustible screen.
- At least 5 metres apart.
- Flexible gas pipes used to connect appliances must be renewed at the end of their useful life.
- Unconnected full or empty gas cylinders must be stored outside the halls.

ANNEXE 1: PILLARS AND HOSES (RIA)

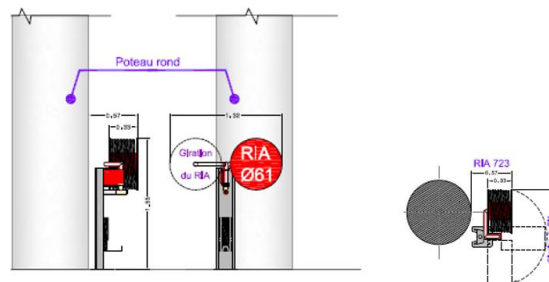
1.1. Pillars and hoses of Halls 1 to 4



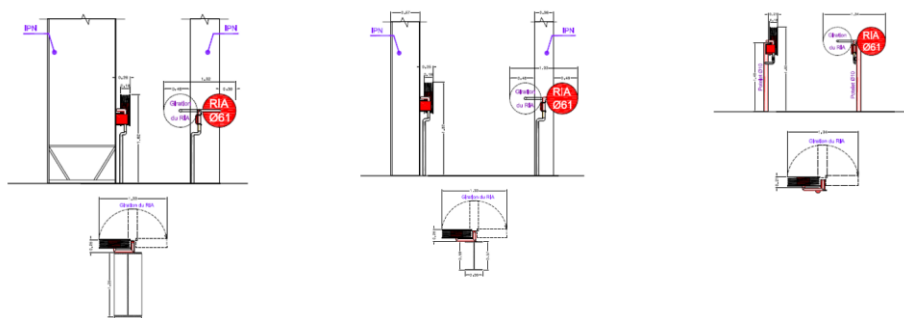
1.2. Pillars and hoses of Hall 5B



1.3. Pillars and hoses of Hall 7



1.4. Pillars and hoses of Hall 8



For the detailed plans of the columns in halls 5a and 6,
Please contact the organizer (logistic-sial@comexposium.com)

